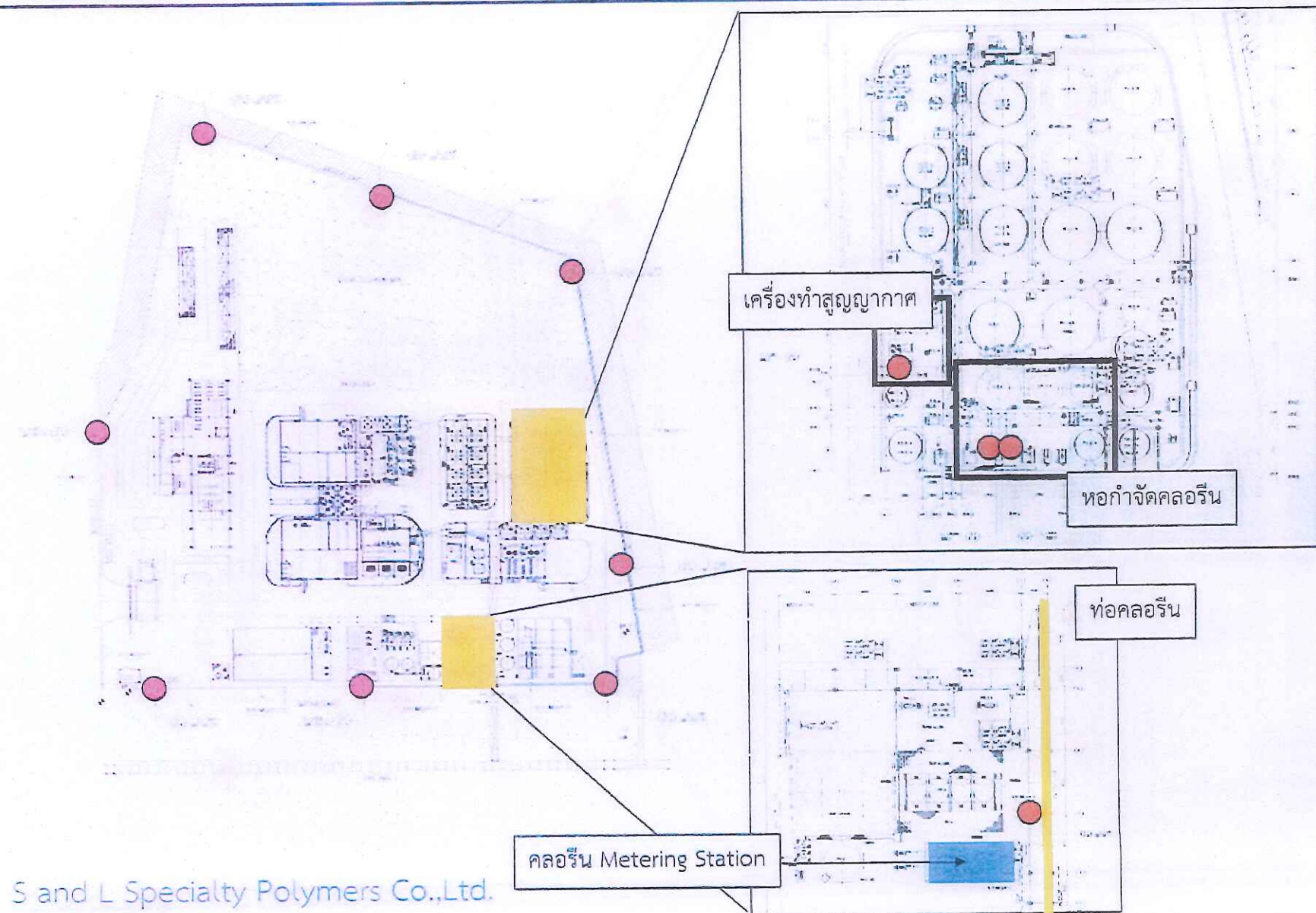


## ภาคผนวก ข-39

---

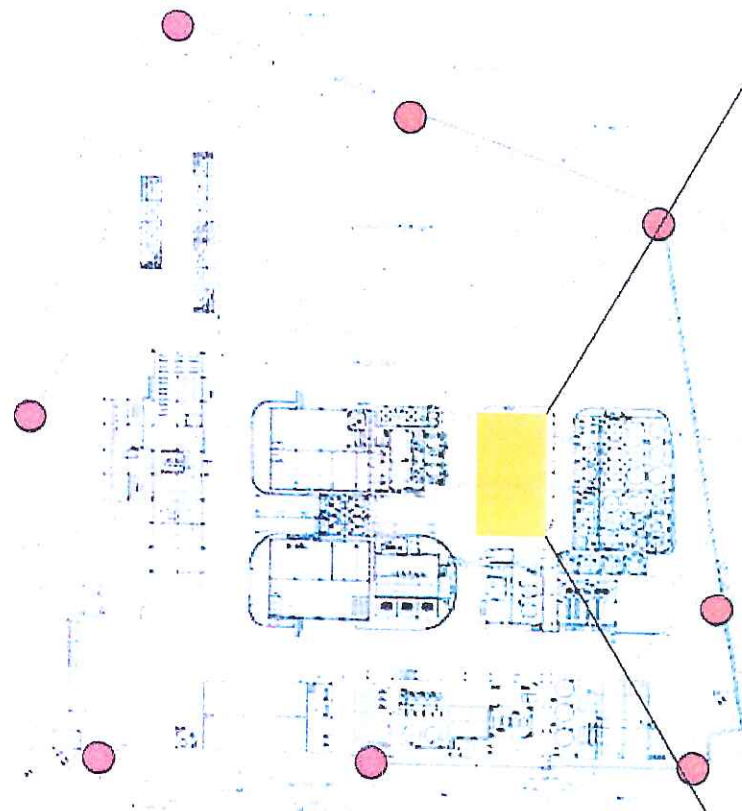
ตำแหน่งติดตั้งเครื่องตรวจวัดคลอรีน

# คลอรีน

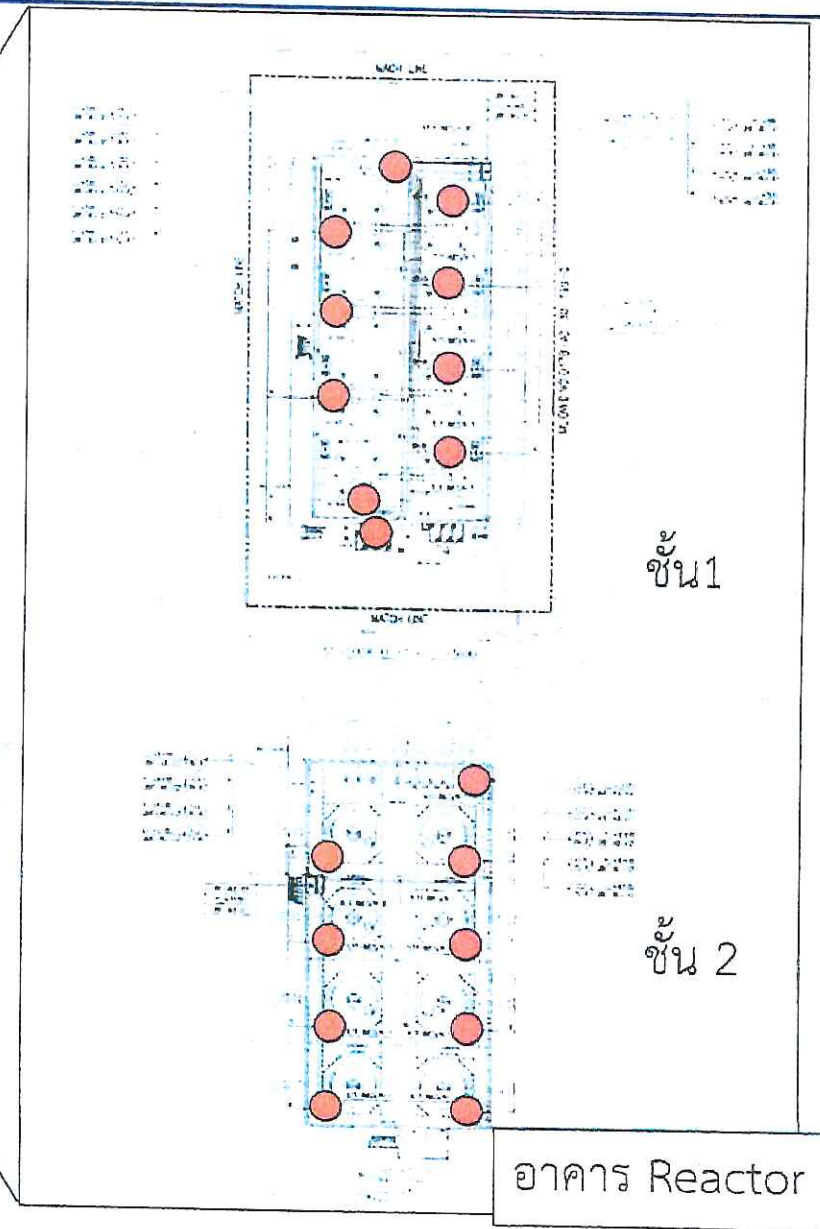


S and L Specialty Polymers Co.,Ltd.

# คลอรีน

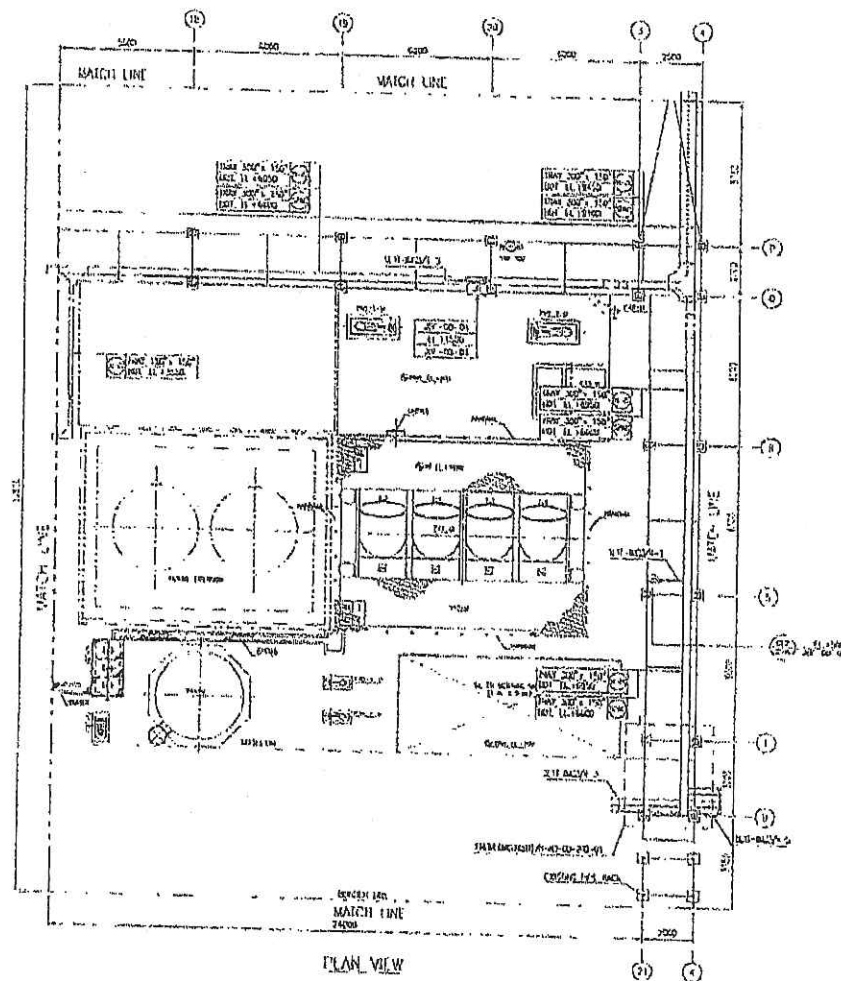


S and L Specialty Polymers Co.,Ltd.









# 1.1. INSTRUMENT GAS DETECTOR LAYOUT

NO.	DESCRIPTION	QTY	UNIT
1	Instrument Gas Detector	1	Set
2	Gas Detector Cable	100	M
3	Gas Detector Cable	100	M

1.2. INSTRUMENT GAS DETECTOR LAYOUT


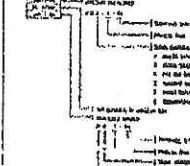
1.2.1. INSTRUMENT GAS DETECTOR LAYOUT

1.2.2. INSTRUMENT GAS DETECTOR LAYOUT

NO.	DESCRIPTION	QTY	UNIT
1	Instrument Gas Detector	1	Set
2	Gas Detector Cable	100	M
3	Gas Detector Cable	100	M

NO.	DESCRIPTION	QTY	UNIT
1	Instrument Gas Detector	1	Set
2	Gas Detector Cable	100	M
3	Gas Detector Cable	100	M
4	Gas Detector Cable	100	M
5	Gas Detector Cable	100	M
6	Gas Detector Cable	100	M
7	Gas Detector Cable	100	M
8	Gas Detector Cable	100	M
9	Gas Detector Cable	100	M
10	Gas Detector Cable	100	M

## 2. INSTRUMENT GAS DETECTOR LAYOUT



## 3. INSTRUMENT GAS DETECTOR LAYOUT

NO.	DESCRIPTION	QTY	UNIT
1	Instrument Gas Detector	1	Set
2	Gas Detector Cable	100	M
3	Gas Detector Cable	100	M

NO.	DESCRIPTION	QTY	UNIT
1	Instrument Gas Detector	1	Set
2	Gas Detector Cable	100	M
3	Gas Detector Cable	100	M

## 4. INSTRUMENT GAS DETECTOR LAYOUT

NO.	DESCRIPTION	QTY	UNIT
1	Instrument Gas Detector	1	Set
2	Gas Detector Cable	100	M
3	Gas Detector Cable	100	M

## 5. INSTRUMENT GAS DETECTOR LAYOUT

NO.	DESCRIPTION	QTY	UNIT
1	Instrument Gas Detector	1	Set
2	Gas Detector Cable	100	M
3	Gas Detector Cable	100	M

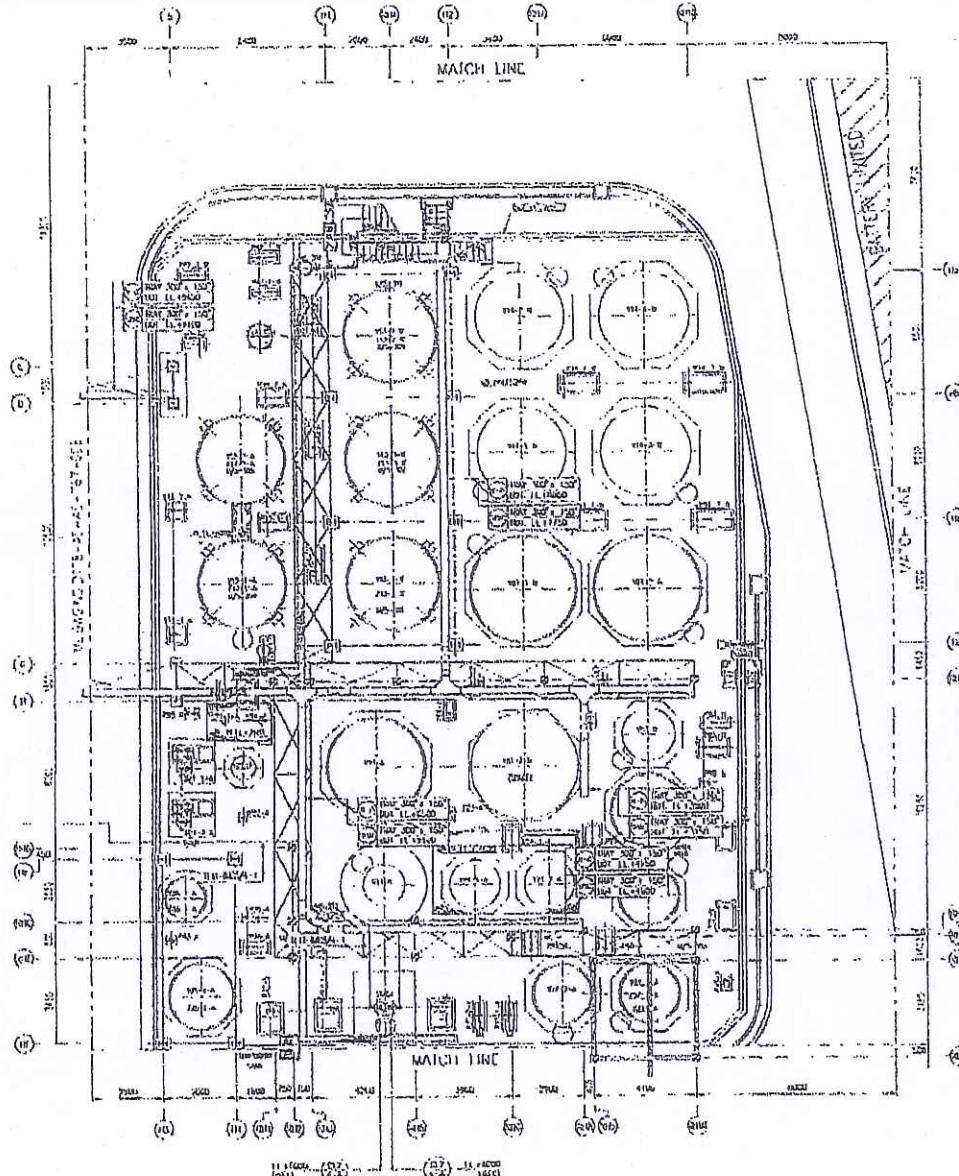
## 6. INSTRUMENT GAS DETECTOR LAYOUT

NO.	DESCRIPTION	QTY	UNIT
1	Instrument Gas Detector	1	Set
2	Gas Detector Cable	100	M
3	Gas Detector Cable	100	M

## 7. INSTRUMENT GAS DETECTOR LAYOUT

NO.	DESCRIPTION	QTY	UNIT
1	Instrument Gas Detector	1	Set
2	Gas Detector Cable	100	M
3	Gas Detector Cable	100	M





1) EQUIPMENT CASE FOR TANK YARD

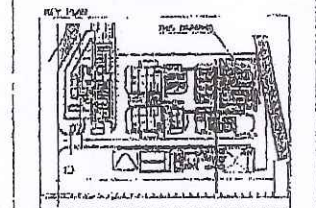

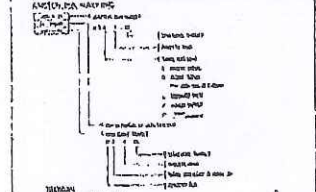
NO.	DESCRIPTION	QTY	UNIT	REMARKS
1	...	...	...	...
2	...	...	...	...
3	...	...	...	...
4	...	...	...	...
5	...	...	...	...

2) EQUIPMENT CASE FOR TANK YARD

NO.	DESCRIPTION	QTY	UNIT	REMARKS
1	...	...	...	...
2	...	...	...	...
3	...	...	...	...
4	...	...	...	...
5	...	...	...	...

3) EQUIPMENT CASE FOR TANK YARD

NO.	DESCRIPTION	QTY	UNIT	REMARKS
1	...	...	...	...
2	...	...	...	...
3	...	...	...	...
4	...	...	...	...
5	...	...	...	...



REVISIONS

NO.	DESCRIPTION	DATE	BY	CHKD.
1	...	...	...	...
2	...	...	...	...
3	...	...	...	...
4	...	...	...	...
5	...	...	...	...

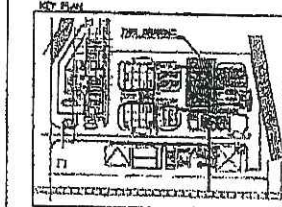
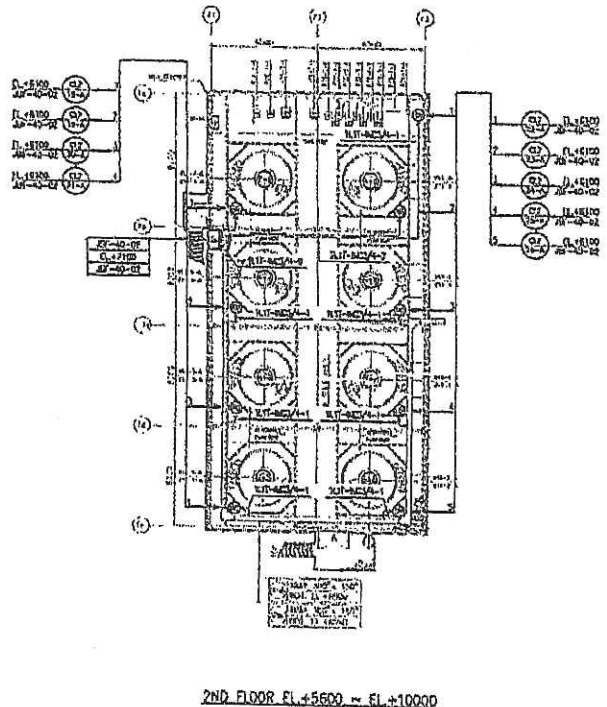
**CIPO RESIN PLANT PROJECT**

**SERISUI** SERISUI CHEMICAL CO. LTD.  
RAY TO TRUST SPECIALTY CHEMICALS CO. LTD.

**LAYOUT OF INSTRUMENT GAS DETECTOR FOR TANK YARD**

DWG. NO. D170-AD-30-790-01  
REF. NO. =





REFERENCE DRAWING			
TITLE	DWG. NO.	REV.	
PIPE PLANS FOR REDUCED MASS AIR VENT (FIELD) DUCTS BRIDGES AND LAYERS FOR RECTANGULAR GASOLINE FILLING STATIONS	D170-AD-05-715-01 D170-AD-05-776-01 D170-AD-05-776-02	3 1 2	
NOTED BY: [Signature]			
APPROVED BY: [Signature]			
DATE: [Date]			
BY: [Signature]			
FOR: [Signature]			
THIS DRAWING			
DESCRIPTION: [Text]			
DATE: [Date]			
CIVIC RESIN PLANT PROJECT			
SEKISUI CHEMICAL CO. LTD. MAY 14 1957 SEKISUI CHEMICAL CO. LTD.			
[Detailed description of the drawing content, including notes and dimensions]			
LAYOUT INSTRUMENT GAS DETECTOR FOR HATCH HOUSE			
SCALE: 1:150			
DWG. NO. D170-AD-AD-776-01			
REF. NO. -			